


Nome: _____ Data: __/__/__


Encontra na imagem o dinossauro igual ao que esta no círculo.



REFERENCIAL DE BOAS PRÁTICAS-

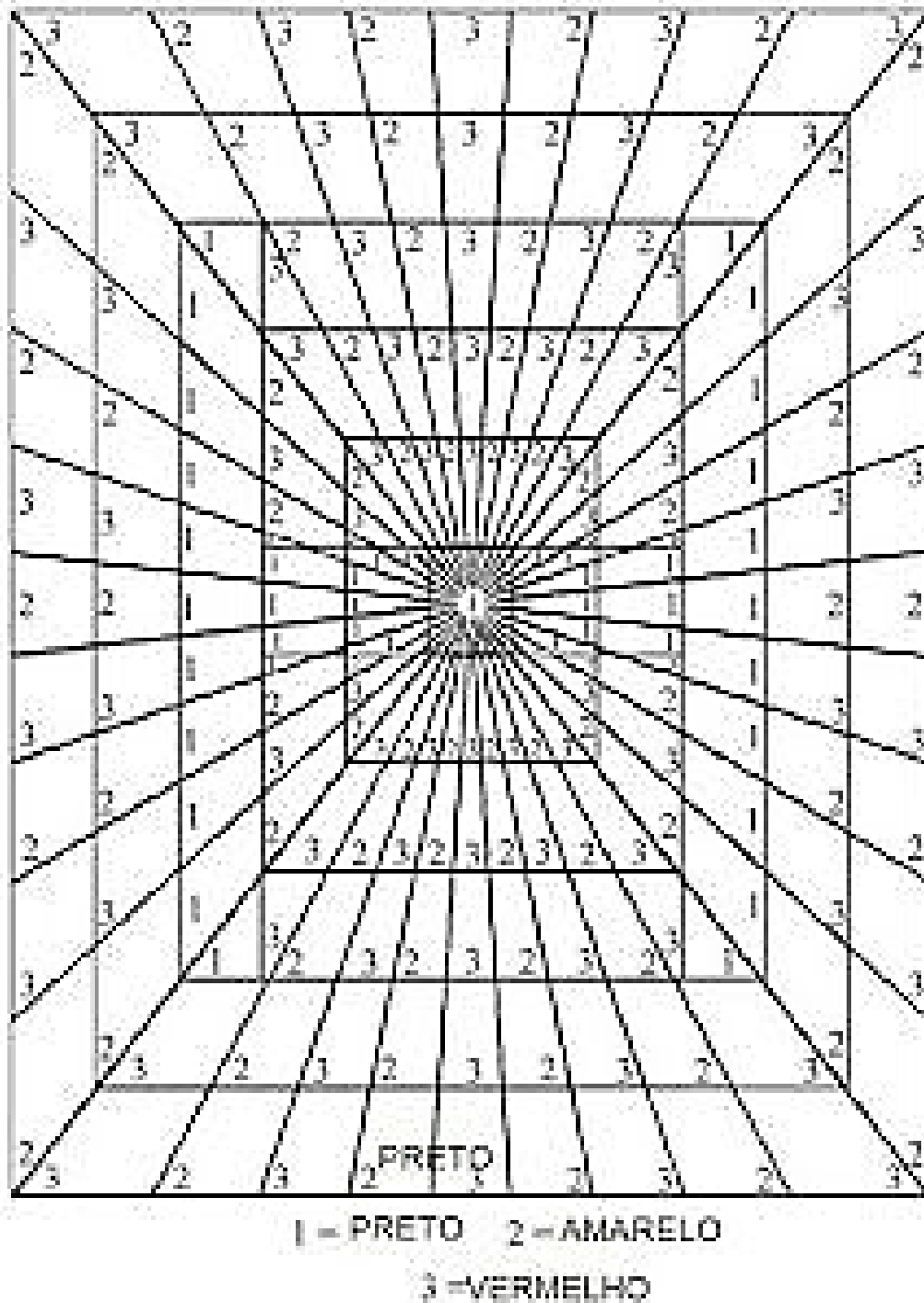
Nome: _____ Data: __/__/____

Encontra na imagem em baixo, os objetos indicados no retângulo.

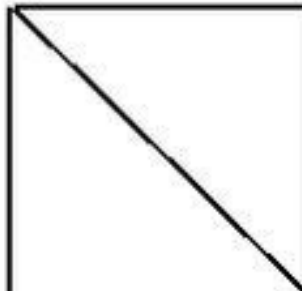



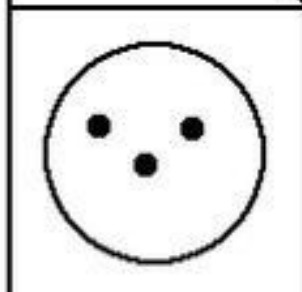






Nome: _____ Data: __/__/__

Pinta de acordo com a legenda:





















Completa a imagem de acordo com o exemplo apresentado:


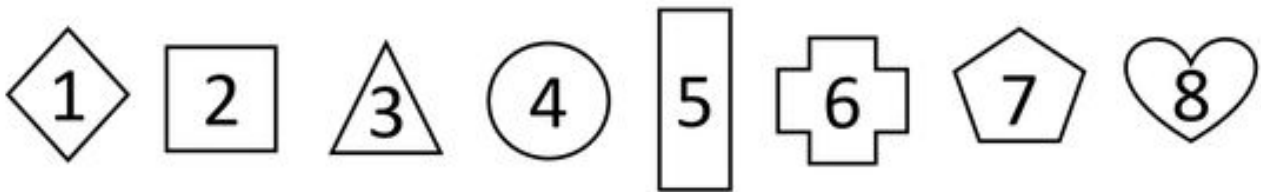
| | | | |
|---|--|--|---|
|  |  |  |  |
|  |  | | |
|  | | | |
|  | | | |
|  | | | |

Nome: _____ Data: __/__/____






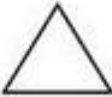


Com o recurso ao retângulo em baixo, realiza o exercício:





























| | | | | | |
|--|--|--|--|---|---|
|  2 |  4 |  6 |  8 |  10 |  12 |
|  | + |  | = | <input type="text"/> | |
|  | + |  | = | <input type="text"/> | |
|  | + |  | = | <input type="text"/> | |
|  | + |  | = | <input type="text"/> | |
|  | + |  | = | <input type="text"/> | |
|  | + |  | = | <input type="text"/> | |

Escreve em cada figura geométrica o número correspondente:



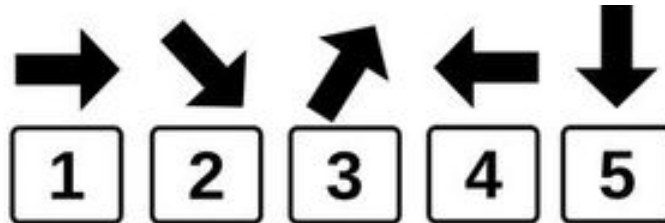
Desenhe em cada quadrado a figura geométrica correspondente, de acordo com a matriz apresentada:
















| | | | |
|---|---|---|---|
|  |  |  |  |
|  |  |  |  |

| | | | | | | |
|---|---|---|---|---|---|---|
|  |  |  |  |  |  |  |
| | | | | | | |
|  |  |  |  |  |  |  |
| | | | | | | |
|  |  |  |  |  |  |  |
| | | | | | | |
|  |  |  |  |  |  |  |
| | | | | | | |



Complete conforme o exemplo:



| | | | | |
|---|---|---|--|---|
|  |  |  |  |  |
| <input type="text"/> | <input type="text"/> | <input type="text"/> | <input type="text"/> | <input type="text"/> |
|  |  |  |  |  |
| <input type="text"/> | <input type="text"/> | <input type="text"/> | <input type="text"/> | <input type="text"/> |
|  |  |  |  |  |
| <input type="text"/> | <input type="text"/> | <input type="text"/> | <input type="text"/> | <input type="text"/> |



Complete conforme o exemplo:

| | | | |
|---|---|---|---|
| 1 | 2 | 3 | 4 |
| ○ | △ | □ | × |

| | | | | | | | | | |
|---|---|---|---|---|---|---|---|---|---|
| 2 | 4 | 4 | 4 | 3 | 1 | 2 | 4 | 1 | 4 |
| | | | | | | | | | |

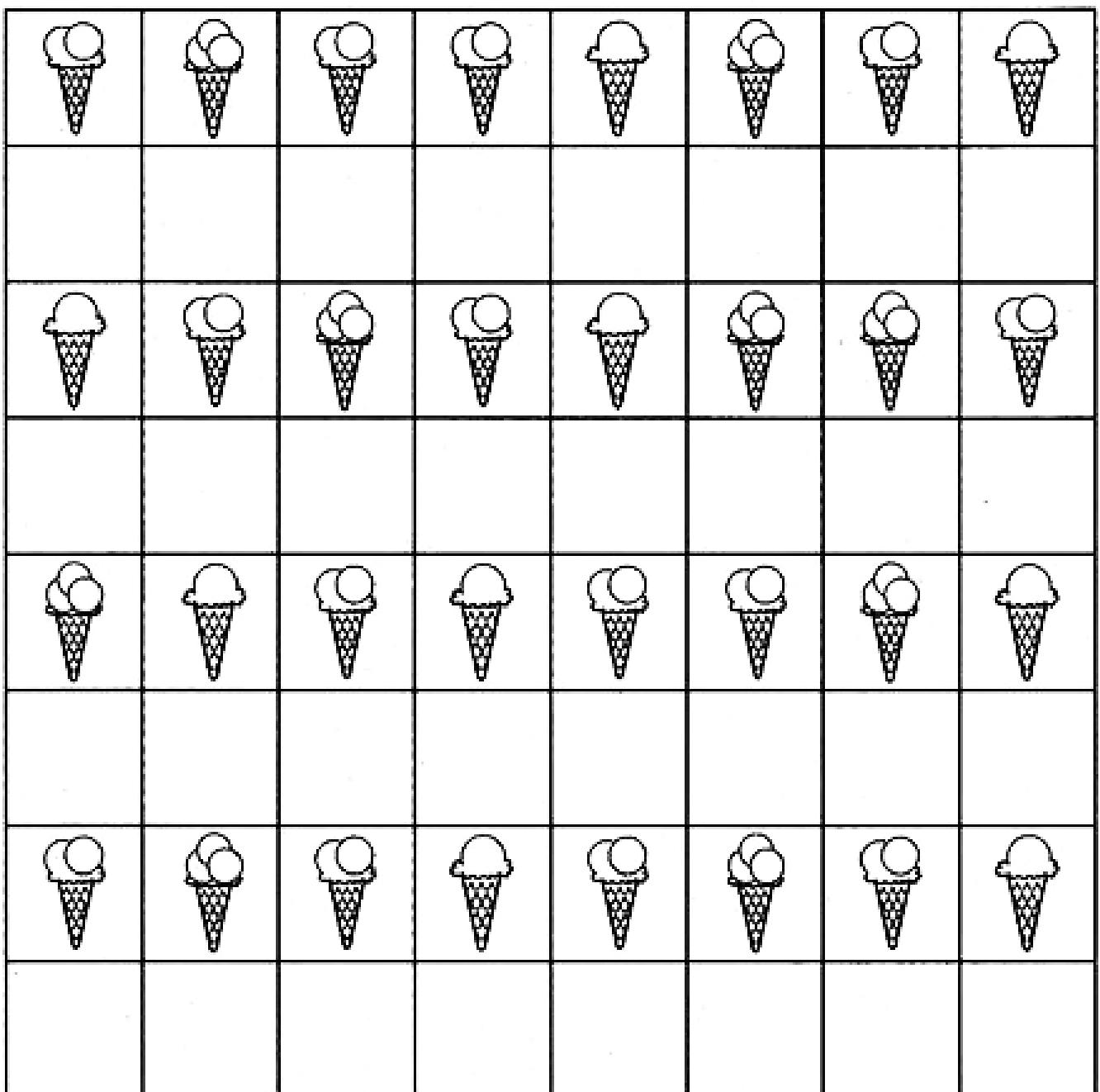
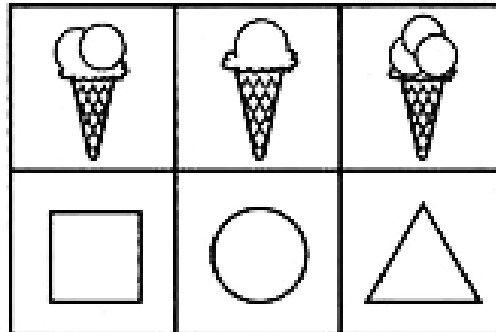
| | | | | | | | | | |
|---|---|---|---|---|---|---|---|---|---|
| 1 | 4 | 3 | 3 | 1 | 2 | 1 | 3 | 1 | 3 |
| | | | | | | | | | |

| | | | | | | | | | |
|---|---|---|---|---|---|---|---|---|---|
| 1 | 1 | 4 | 2 | 4 | 2 | 1 | 4 | 2 | 1 |
| | | | | | | | | | |

| | | | | | | | | | |
|---|---|---|---|---|---|---|---|---|---|
| 4 | 1 | 2 | 1 | 4 | 1 | 3 | 3 | 3 | 3 |
| | | | | | | | | | |

| | | | | | | | | | |
|---|---|---|---|---|---|---|---|---|---|
| 2 | 2 | 2 | 2 | 3 | 3 | 4 | 3 | 2 | 1 |
| | | | | | | | | | |

Complete conforme o exemplo:



Nome: _____ Data: __/__/__

Encontre na imagem os objetos abaixo indicados e pinte-os:

